

# Mark Forster / Au Revoir

---

## Videoverision (unplugged / BR3)

Tonart: A-Moll (F lydisch)

Tempo: ♩ = 108 bpm

Stimmung: Standard (440 Hz)

### 0:06 / Intro

♩ || Am7 F | C | Am7 F | C ||

### 0:15 / Verse 1 (A)

	Am7 F	C	Am7 F	C
Am7 F	C	G	Dm	
Am7 F	C	Am7 F	C	
Am7 F	C	G	F	

### 0:51 / Bridge

|| Dm | Dm ||

### 0:55 / Chorus (B)

	Fmaj7	C/G	G5	Am		
Fmaj7	C/G	G5	G Am			
Fmaj7	C/G	G5	Am			
Fmaj7	C/G	G5	Am		Fmaj7	

### 1:33 / Verse 2 (A)

### 2:09 / Chorus (B1)

	Fmaj7	C/G	G5	Am
Fmaj7	C/G	G5	Am	
Fmaj7	C/G	G5	Am	
Fmaj7	C/G	G5	Am	

### 2:45 / Coda (Chorus)

	Fmaj7	C/G	G5	Am		
Fmaj7	C/G	G5	Am			
Fmaj7	C/G	G5	Am			
Fmaj7	C/G	G5	Am		Fmaj7	

### Rhythmus-Pattern 1

Intro / Verse

Die Abschlagszeichen in Klammern werden beim Erlernen des Achtel-Groovs in die Luft geschlagen.

Die folgende Notation mit Tabaturen zeigt die Griffweise und die Vorschläge (kleine Noten mit Bindungen).

### Rhythmus-Pattern 2

Chorus / Bridge

Intro

Am7 F C Am7 F C

2 3 3 3 5 4 3 1 4 3 1

8

Verse

Am7 F C Am7 F C

2 3 3 3 5 4 3 1 4 3 1

8

Am7 F C G Dm

1 3 4 2 1 1 2 4 1

8

Am7 F C Am7 F C

2 3 3 3 5 4 3 1 4 3 1

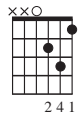
8

Am7 F C G F

1 3 4 2 1 1 1 3 4 2 1 1


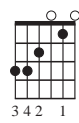
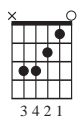
8

### Bridge

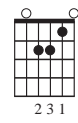
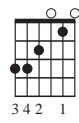
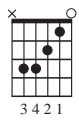


Musical notation for the Bridge section, showing a sequence of notes on a treble clef staff with guitar chord diagrams below.

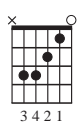
### Chorus



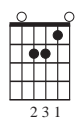
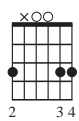
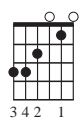
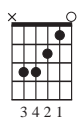
Musical notation for the first line of the Chorus section, showing notes and guitar chord diagrams.



Musical notation for the second line of the Chorus section, showing rests and guitar chord diagrams.



Musical notation for the third line of the Chorus section, showing rests and guitar chord diagrams.



Musical notation for the fourth line of the Chorus section, showing rests and guitar chord diagrams.