

# Jason Mraz / I'm Yours

---

## Videoverision (acoustic)

Tonart: A-Dur (Capo: Bb-Dur)

Tempo: ♩ = 66 bpm

Stimmung: Standard (440 Hz)

Capo: I

### 0:08 / Intro

3	A	A	E	E	
	F#m	F#m	D	D	

### 0:23 / Verse 1

A	A	E	E	
F#m	F#m	D	D	
A	A	E	E	
F#m	F#m	D	D	

### 0:51 / Chorus

A	A	E	E	
F#m	F#m	D	D	

### 1:06 / Interlude

A	A	E	E	
F#m	F#m	D	D	

### 1:20 / Verse 2

A	A	E	E	
F#m	F#m	D	D	
A	A	E	E	
F#m	F#m	D	D	
D#dim7	D#dim7			

### 1:53 / Coda

A	A	E	E	
F#m	F#m	D	D	
A	A	E	E	
F#m	F#m	D	D	

2:22	D#dim7	D#dim7	D	D	
	D#dim7	D#dim7	D	D	
	D#dim7	D#dim7	Amaj7		

## Begleitung

### Anschlags-Pattern (mit Capo im 1. Bund)

Das folgende Anschlags-Pattern zeigt den Basisanschlag auf dem E-Grundakkord und wird auf sämtliche andere Akkorde übertragen.

### Akkordgriffweise (mit Capo im 1. Bund)

*Intro / Verse / Chorus / Interlude*

*Verse 2 / Coda (2:22) / Schlussakkord*

# Intro

3

A

*m*  
*i*

*p*  
*a*  
*m*  
*i*

*p*  
*i*  
*a*  
*m*  
*i*

*i*

5 7 5 6 5 6 5 6 5 6 5 0

E

F#m

0 1 0 1 0 1 0 1 2 2 2 2

D

2 2 2 0 2 2 2 2 3 3 2 2

Verse / Chorus

A

*p* i a m i

5 5 5 5 5 5 5 0

6 6 6 6 6 6 6 6

5 5

E F#m

0 0 0 0 0 0 2 2 2 2

1 1 1 1 1 1 2 2 2 2

0 0 0 0 0 0 2 2

D

2 2 2 0 2 2 2 2 2 2 2 2

2 2 2 2 0 2 2 0 2 2 0 2 2

0 2 2 0 2 2 0 2 2 0 2 2

2 2

Verse 2 (ab 1:20)

1 3 4 2 1 1 5

A

*p*

ami

T 5 5 5 5

A 6 6 X X X

B 7 7 7 7

5

Detailed description: This system of musical notation is for the first part of Verse 2. It features a treble clef and a key signature of three sharps (F#, C#, G#). The first measure shows an A major chord with a fingering diagram above it: 1 3 4 2 1 1 5. The second measure shows a single note on the treble staff with an accent (>) and the lyrics 'ami' written vertically below it. The guitar part consists of three staves: Treble (T), Middle (A), and Bass (B). The first measure of the guitar part shows an A major chord with fingerings: T (5, 5, 5, 5), A (6, 6), and B (7, 7, 7, 7). The second measure shows a single note on the treble staff and 'X' marks on the A and B staves, indicating muted strings.

2 3 1

E

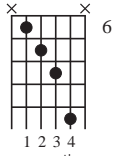
T 0 0 0 0

A 1 1 1 1

B 0 0 0 0

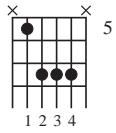
Detailed description: This system of musical notation is for the second part of Verse 2. It features a treble clef and a key signature of three sharps (F#, C#, G#). The first measure shows an E major chord with a fingering diagram above it: 2 3 1. The guitar part consists of three staves: Treble (T), Middle (A), and Bass (B). The first measure of the guitar part shows an E major chord with fingerings: T (0, 0, 0, 0), A (1, 1), and B (0, 0, 0, 0). The second measure shows a single note on the treble staff and '0' marks on the A and B staves, indicating open strings.

Coda (ab 2:22)



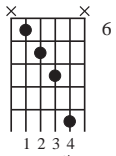
D#dim7

Musical notation for the first system of the Coda. It features a treble clef with a key signature of three sharps (F#, C#, G#) and a common time signature. The melody consists of eighth notes: F#4, A4, B4, G#4, F#4, A4, B4, G#4. The bass line consists of eighth notes: D3, F#3, A3, B3, D4, F#4, A4, B4. The guitar accompaniment is shown in a 4/4 time signature with a capo on the 6th fret. The fretboard diagram shows the following fingerings: T (10-10), A (6-7-8-7), B (6-7-7-6).

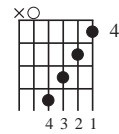


D

Musical notation for the second system of the Coda. The melody continues with eighth notes: F#4, A4, B4, G#4, F#4, A4, B4, G#4. The bass line continues with eighth notes: D3, F#3, A3, B3, D4, F#4, A4, B4. The guitar accompaniment is shown in a 4/4 time signature with a capo on the 5th fret. The fretboard diagram shows the following fingerings: T (7-7), A (5-7-7-7), B (5-7-7-5).



D#dim7



Amaj7

Musical notation for the third system of the Coda. The melody continues with eighth notes: F#4, A4, B4, G#4, F#4, A4, B4, G#4. The bass line continues with eighth notes: D3, F#3, A3, B3, D4, F#4, A4, B4. The guitar accompaniment is shown in a 4/4 time signature with a capo on the 6th fret. The fretboard diagram shows the following fingerings: T (10-10), A (6-7-8-7), B (6-7-7-6). The system concludes with a final chord, Amaj7, indicated by a 'p' (piano) dynamic marking. The final fretboard diagram shows the following fingerings: T (4), A (5), B (6, 7, 0).