

Singer-Songwriter



I'm Yours (acoustic)

Jason Mraz

bearbeitet von
René Senn



www.renesenn.de

I'm Yours (acoustic) / Jason Mraz

Videoversion (acoustic)

Tonart: A-Dur (Capo I = klingend Bb-Dur)

Tempo: ♩ = 66 bpm

Stimmung: Standard (440 Hz)

0:08 / Intro

	A		A		E		E	
	F#m		F#m		D		D	

0:23 / Verse 1

	A		A		E		E	
	F#m		F#m		D		D	
	A		A		E		E	
	F#m		F#m		D		D	

0:51 / Chorus

	A		A		E		E	
	F#m		F#m		D		D	

1:06 / Interlude

	A		A		E		E	
	F#m		F#m		D		D	

1:20 / Verse 2

	A		A		E		E	
	F#m		F#m		D		D	
	A		A		E		E	
	F#m		F#m		D		D	
	D#dim7		D#dim7					

1:53 / Coda

	A		A		E		E	
	F#m		F#m		D		D	
	A		A		E		E	
	F#m		F#m		D		D	

2:22		D#dim7		D#dim7		D		D	
	D#dim7		D#dim7		D		D		
	D#dim7		D#dim7		Amaj7				

Begleitung

Anschlags-Pattern (mit Capo im 1. Bund)

Das folgende Anschlags-Pattern zeigt den Basisanschlag auf dem E-Grundakkord und wird auf sämtliche andere Akkorde übertragen.

The image shows a musical score for the guitar accompaniment. At the top left, there is a rhythmic diagram showing a quarter note followed by a triplet of eighth notes, with a '3' above the triplet. To its right is a guitar fretboard diagram for an E major chord with a capo on the first fret, showing fingerings 2, 3, and 1 on the strings. The main notation is in treble clef with a key signature of two sharps (F# and C#) and a common time signature. It features a series of chords: E major, A major, F#m, and D major. The chords are marked with accents (>) and a piano (p) dynamic. Below the treble clef, there are guitar-specific notations: 'T' for thumb, 'A' for alternate picking, and 'B' for barre. The fretboard diagrams show the following fingerings: E (0-0-0-0-0-0), A (1-1-0-0-0-0), F#m (0-0-0-0-0-0), and D (0-0-0-0-0-0).

Akkordgriffweise (mit Capo im 1. Bund)

Intro / Verse / Chorus / Interlude

Four guitar chord diagrams are shown, each with a capo on the first fret. The first diagram is for an A major chord with a 5th fret barre, showing fingerings 1, 3, 4, 2, 1, 1. The second is for an E major chord with fingerings 3, 4, 2. The third is for an F#m chord with a 2nd fret barre, showing fingerings 1, 3, 4, 1, 1, 1. The fourth is for a D major chord with fingerings 1, 3, 2.

Verse 2 / Coda (2:22) / Schlussakkord

Three guitar chord diagrams are shown, each with a capo on the first fret. The first is for a D#dim7 chord with a 6th fret barre, showing fingerings 1, 2, 3, 4. The second is for a D major chord with a 5th fret barre, showing fingerings 1, 2, 3, 4. The third is for an Amaj7 chord with a 4th fret barre, showing fingerings 4, 3, 2, 1.

1 3 4 2 1 1
A

p i a m i

5 5 5 5 5 5 5 0

6 6 6 6 6 6 6 6

5 5

2 3 1
E

1 3 4 1 1 1
F#m

0 0 0 0 0 0 2 2 2 2

1 1 1 1 1 1 2 2 2 2

0 0 0 0 2 2

x x 0 1 3 2
D

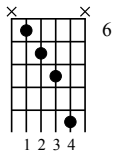
2 2 2 0 2 2 2 2 2 2 2 2

2 2 2 2 0 2 2 0 2 2 0 2 2

2 2 0 2 2 0 2 2 0 2 2

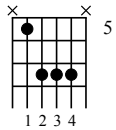
The first system of music features a guitar chord diagram for an A major chord with a 5th fret barre. The diagram shows fingerings 1, 3, 4, 2, 1, 1 for the strings from high to low, with a 5th fret barre across all strings. The notation includes a treble clef, a key signature of three sharps (F#, C#, G#), and a common time signature. The melody starts with a quarter note chord on the 5th fret, followed by a half note chord on the 5th fret, and then three measures of whole notes on the 5th fret, each marked with an 'x' to indicate a muted string. The bass line consists of a quarter note chord on the 5th fret, followed by a half note chord on the 5th fret, and then three measures of whole notes on the 5th fret, each marked with an 'x'. The word 'ami' is written vertically below the second measure. The dynamic marking 'p' (piano) is placed below the first measure.

The second system of music features a guitar chord diagram for an E major chord. The diagram shows fingerings 2, 3, 1 for the strings from high to low, with open strings for the other two. The notation includes a treble clef, a key signature of three sharps (F#, C#, G#), and a common time signature. The melody consists of four measures of quarter notes, each followed by a quarter rest, with a thick black bar above the notes. The bass line consists of four measures of quarter notes, each followed by a quarter rest, with a thick black bar above the notes. The fingerings for the bass line are 0, 1, 1, 0, 1, 1, 0, 1, 1, 0, 1, 1, 0, 1, 1, 0.



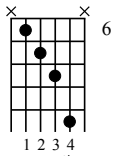
D#dim7

Musical notation for the first system, featuring a treble clef, a key signature of three sharps (F#, C#, G#), and a common time signature (C). The notation includes a melody line and a bass line with fret numbers. The bass line consists of a repeating pattern: 6-7-7-10-10-7-7-10-10.

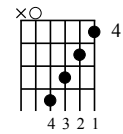


D

Musical notation for the second system, featuring a treble clef, a key signature of three sharps (F#, C#, G#), and a common time signature (C). The notation includes a melody line and a bass line with fret numbers. The bass line consists of a repeating pattern: 5-7-7-7-7-5-7-7-7-7-5-7-7-7-7.



D#dim7



Amaj7

Musical notation for the third system, featuring a treble clef, a key signature of three sharps (F#, C#, G#), and a common time signature (C). The notation includes a melody line and a bass line with fret numbers. The bass line consists of a repeating pattern: 6-7-7-10-10-6-7-7-10-10, followed by a final chord with fret numbers 4-5-6-7-0.