

Singer-Songwriter



When I'm Gone (Cups) Anna Kendrick

bearbeitet von
René Senn



www.renesenn.de

When I'm Gone (Cups) / Anna Kendrick

Radio Version

Tonart: C-Dur

Tempo: ♩ = 62 bpm

Stimmung: Standard (440 Hz)

Folge: Intro A B Interlude A B Coda

0:00 / Intro

$\frac{4}{4}$ || Cup Percussion ✂ | | ✂ | | ||
|| C | C | C | C | ||

0:15 / Verse 1 (A)

|| C | C | F | C | |
| Am G | F | C G | C | ||

0:30 / Chorus (B)

||: Am | F | Am | G | |
| Am G | F | C G | C | :||

1:00 / Interlude

|| C | C | C | C | ||

1:07 / Verse 2 (A)

1:21 / Chorus (B)

1:51 / Coda (Chorus)

|| Am | F | Am | G | |
| Am G | F D7 | C G | C | C | ||

Begleitung

Cup Percussion (Becher-Perkussion)

ANNA KENDRICK singt und spielt die Perkussion mit dem Becher in der Filmkomödie »Pitch Perfect« (2012).

Perkussion / Becher

- K = Klatschen
- Z = Zeigefinger (Finger)
- B = Becher
- H = Hand auf Becher
- W = Wischen

Gitarren-Perkussion

Es ist auch möglich die »Cup Percussion« ohne Becher auf dem Gitarrenboden zu spielen.

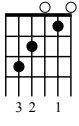
Perkussion / Gitarrenboden

- K = Klatschen
- Z = Zeigefinger (Finger)
- F = Faust
- S = Slap (Hand)
- W = Wischen

Rhythmusgitarre

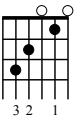
Die Begleitung kann als Rhythmus auf einer Klassik- oder Akustikgitarre dazugespielt werden.

Intro / Interlude

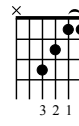


C

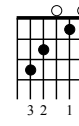
A Verse



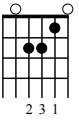
C



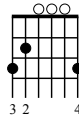
F



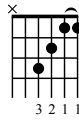
C



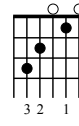
Am



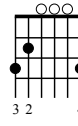
G



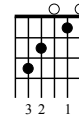
F



C

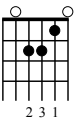


G

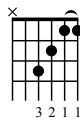


C

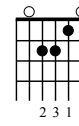
B Chorus



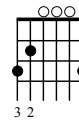
Am



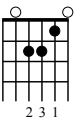
F



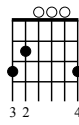
Am



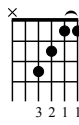
G



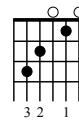
Am



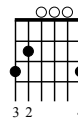
G



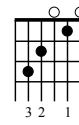
F



C



G



C

Coda (Chorus)

Am F Am G

This section shows four guitar chord diagrams: Am (2 3 1), F (3 2 1 1), Am (2 3 1), and G (3 2 4). Below the diagrams is a musical staff with a treble clef and a key signature of one flat. The first measure contains a half note G4, a quarter note A4, and a quarter note B4. The second, third, and fourth measures each contain a whole rest, indicated by a double slash (/) on the staff.

Am G F D7 C G C

This section shows seven guitar chord diagrams: Am (2 3 1), G (3 2 4), F (3 2 1 1), D7 (2 1 3), C (3 2 1), G (3 2 4), and C (3 2 1). Below the diagrams is a musical staff with a treble clef and a key signature of one flat. The first measure contains a half note G4, a quarter note A4, and a quarter note B4. The second measure contains a half note C5, a quarter note B4, and a quarter note A4. The third measure contains a half note G4, a quarter note F4, and a quarter note E4. The fourth measure contains a half note G4, a quarter note F4, and a quarter note E4. The fifth measure contains a half note G4, a quarter note F4, and a quarter note E4. The sixth measure contains a half note G4, a quarter note F4, and a quarter note E4. The seventh measure contains a half note G4, a quarter note F4, and a quarter note E4. The eighth measure contains a whole note G4, indicated by a diamond symbol on the staff. Below the staff, there are four vertical lines with the letters V and a diamond symbol, corresponding to the notes in the eighth measure.